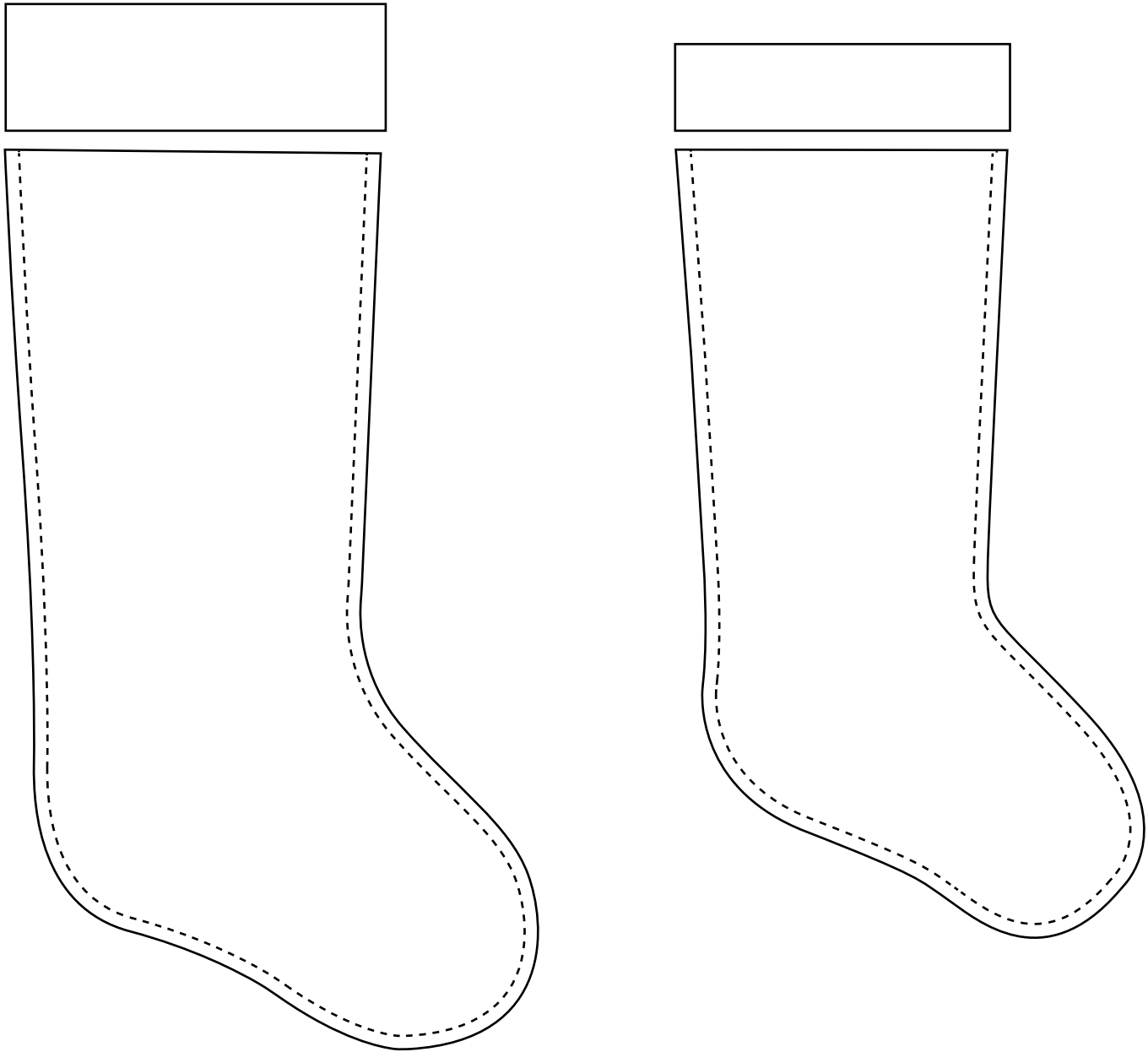


# Template: "Customs Made": Stockings, Large and Small, Overview

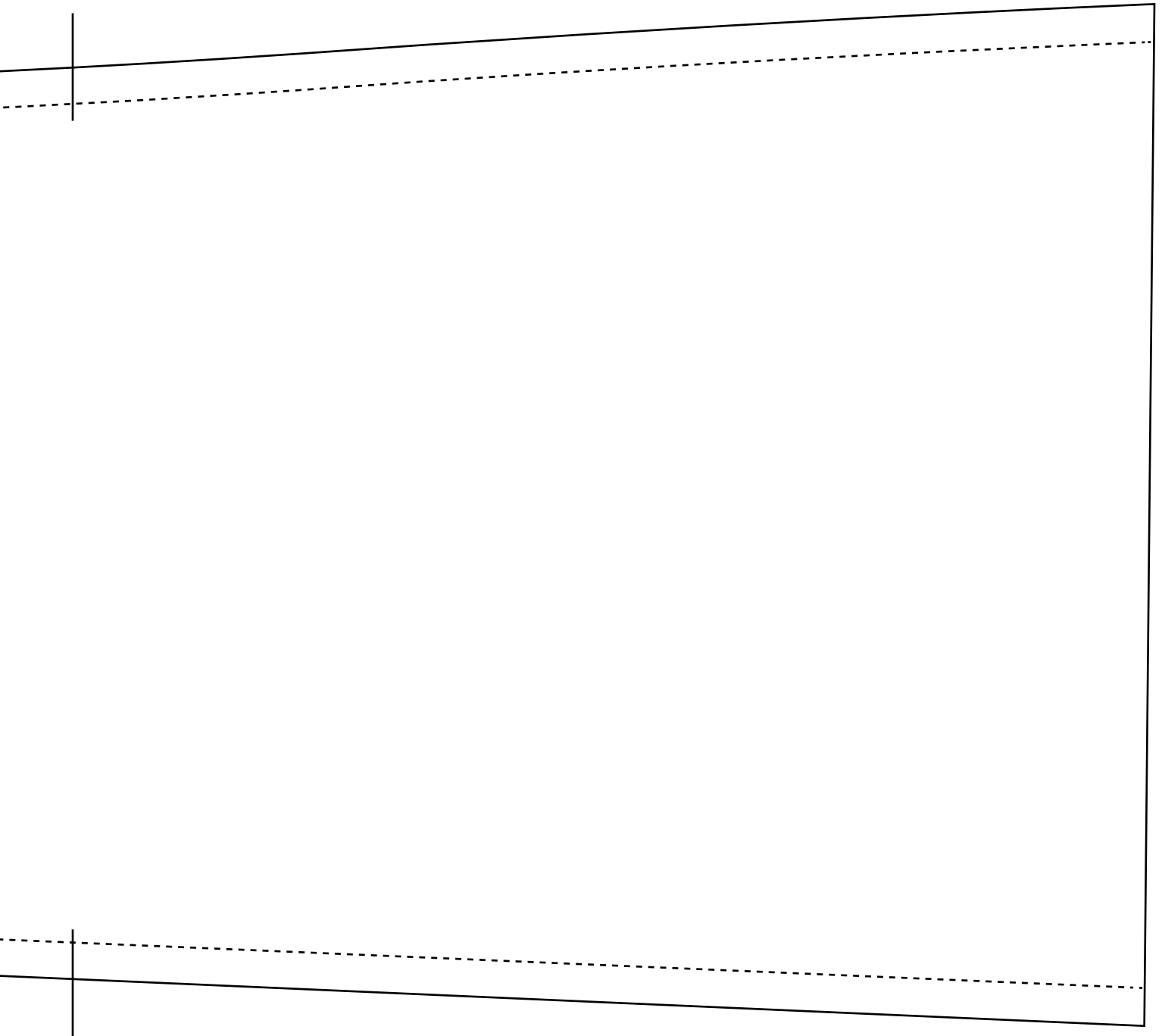
from *Martha Stewart Living* | [www.marthastewart.com](http://www.marthastewart.com)

Use this page only for reference. On the following pages, you will find templates for stockings in 2 sizes. To use the templates, print the pages and tape them together, aligning the pattern pieces at the small black lines.




# Template: "Customs Made": Stocking, Large (top, 1 of 5)

from *Martha Stewart Living* | [www.marthastewart.com](http://www.marthastewart.com)



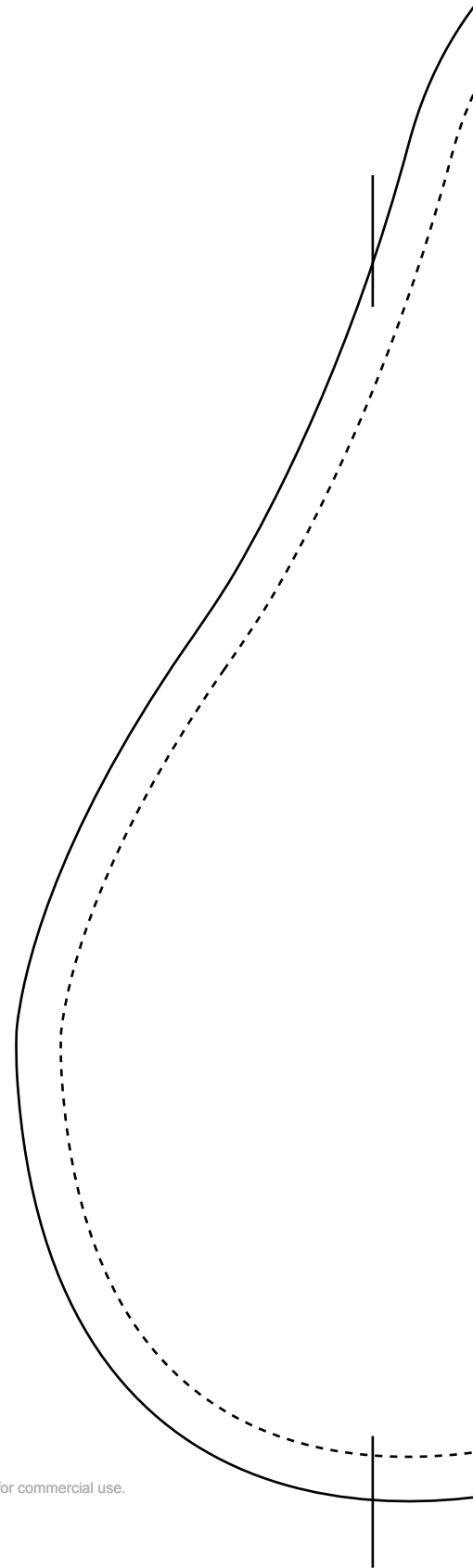
# Template: "Customs Made": Stocking, Large (middle, 2 of 5)

from *Martha Stewart Living* | [www.marthastewart.com](http://www.marthastewart.com)



# Template: "Customs Made": Stocking, Large (toe, 3 of 5)


from *Martha Stewart Living* | [www.marthastewart.com](http://www.marthastewart.com)



# Template: "Customs Made": Stocking, Large (half of cuff, 4 of 5)

---


from *Martha Stewart Living* | [www.marthastewart.com](http://www.marthastewart.com)



# Template: "Customs Made": Stocking, Large (half of cuff, 5 of 5)


---

from *Martha Stewart Living* | [www.marthastewart.com](http://www.marthastewart.com)



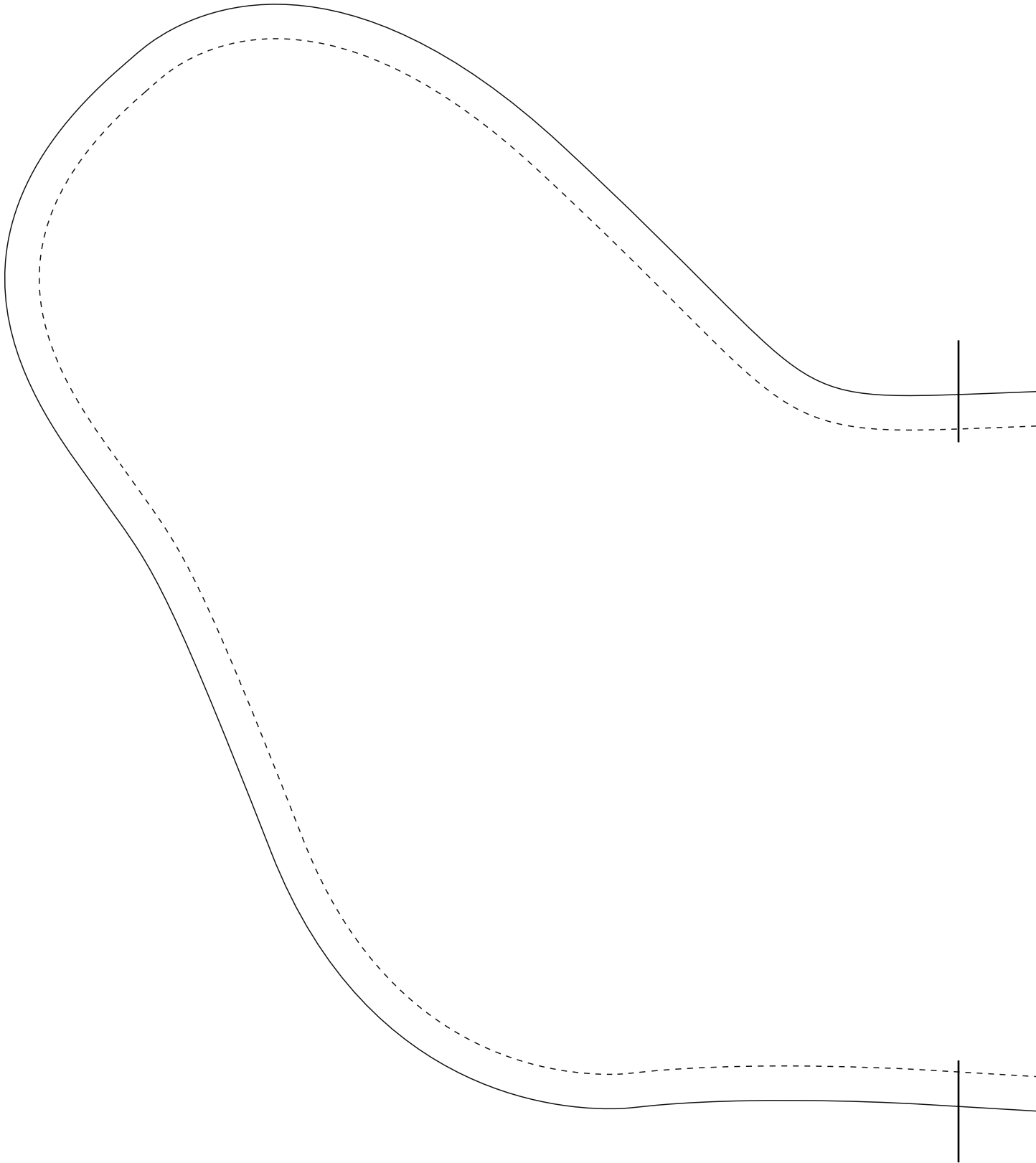
# Template: "Customs Made": Stocking, Small (top, 1 of 4)

from *Martha Stewart Living* | [www.marthastewart.com](http://www.marthastewart.com)



# Template: "Customs Made": Stocking, Small (bottom, 2 of 4)

from *Martha Stewart Living* | [www.marthastewart.com](http://www.marthastewart.com)






# Template: "Customs Made": Stocking, Small (half of cuff, 3 of 4)

---

from *Martha Stewart Living* | [www.marthastewart.com](http://www.marthastewart.com)



# Template: "Customs Made": Stocking, Small (half of cuff, 4 of 4)

---

from *Martha Stewart Living* | [www.marthastewart.com](http://www.marthastewart.com)

