


Template: WITCH'S HAT RING TOSS: TOP

from *Martha Stewart Halloween 2011* | www.marthastewart.com


TILING INSTRUCTIONS

To assemble the tiled template:


1. Use the image below as a guide. Lay template out on a work space.
2. Using a ruler and craft knife, trim left side of each sheet at vertical crop marks. Repeat process to trim bottom of each sheet. Using remaining crop marks as guide, align design and tape sheets together.
3. Cut out finished template.



(1,1)




$(2,1)_1$



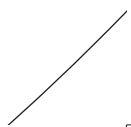
$(3,1)_1$




(1,2)



(2,2)₁




(3,2)₁



(1,3)



(2,3)



$(3,3)_1$

