


Template: “Generations X”: Introduction

from *Martha Stewart Living* | www.marthastewart.com

Use these patterns as exact templates or as starting points for making figures that more closely resemble the people in your life. You can personalize patterns by mixing and matching elements from the templates here: Swap in a different outfit or hairdo, change hair or eye color, and incorporate different details. The scale is different for kids and adults, so if you do mix elements, make sure you're comparing adults to adults and children to children. (Remember that the scale and grid encourages simplicity and adaptation.)


Print any pattern on a color printer, adjusting colors and clothing as desired. Then count how many shades of embroidery thread you'll need. Embroidery thread is usually 8 thin strands twisted together. If you're working with 8-count Aida cloth, use 4 of these strands for cross stitches, and 2 for backstitches. If you're working with 14 count, use 2 for cross stitches, and 1 for backstitches.



Template: "Generations X": Little Boy and Small Dog

from *Martha Stewart Living* | www.marthastewart.com


Print on a color printer. Adapt details as desired. Count how many different colors of thread you'll need.



Template: "Generations X": Girl With Windblown Scarf and Kite

from *Martha Stewart Living* | www.marthastewart.com


Print on a color printer. Adapt details as desired. Count how many different colors of thread you'll need.



Template: "Generations X": Wavy-Haired Woman

from *Martha Stewart Living* | www.marthastewart.com


Print on a color printer. Adapt details as desired. Count how many different colors of thread you'll need.



Template: "Generations X" Wavy-Haired Woman

from *Martha Stewart Living* | www.marthastewart.com


Print on a color printer. Adapt details as desired. Count how many different colors of thread you'll need.



Template: "Generations X": Girl in Floral Dress and Flip-Flops

from *Martha Stewart Living* | www.marthastewart.com


Print on a color printer. Adapt details as desired. Count how many different colors of thread you'll need.



Template: "Generations X": Various Male Heads and Heads With Hats

from *Martha Stewart Living* | www.marthastewart.com


Print on a color printer. Adapt details as desired. Count how many different colors of thread you'll need.



Template: "Generations X": Various Female Heads and Hairdos

from *Martha Stewart Living* | www.marthastewart.com

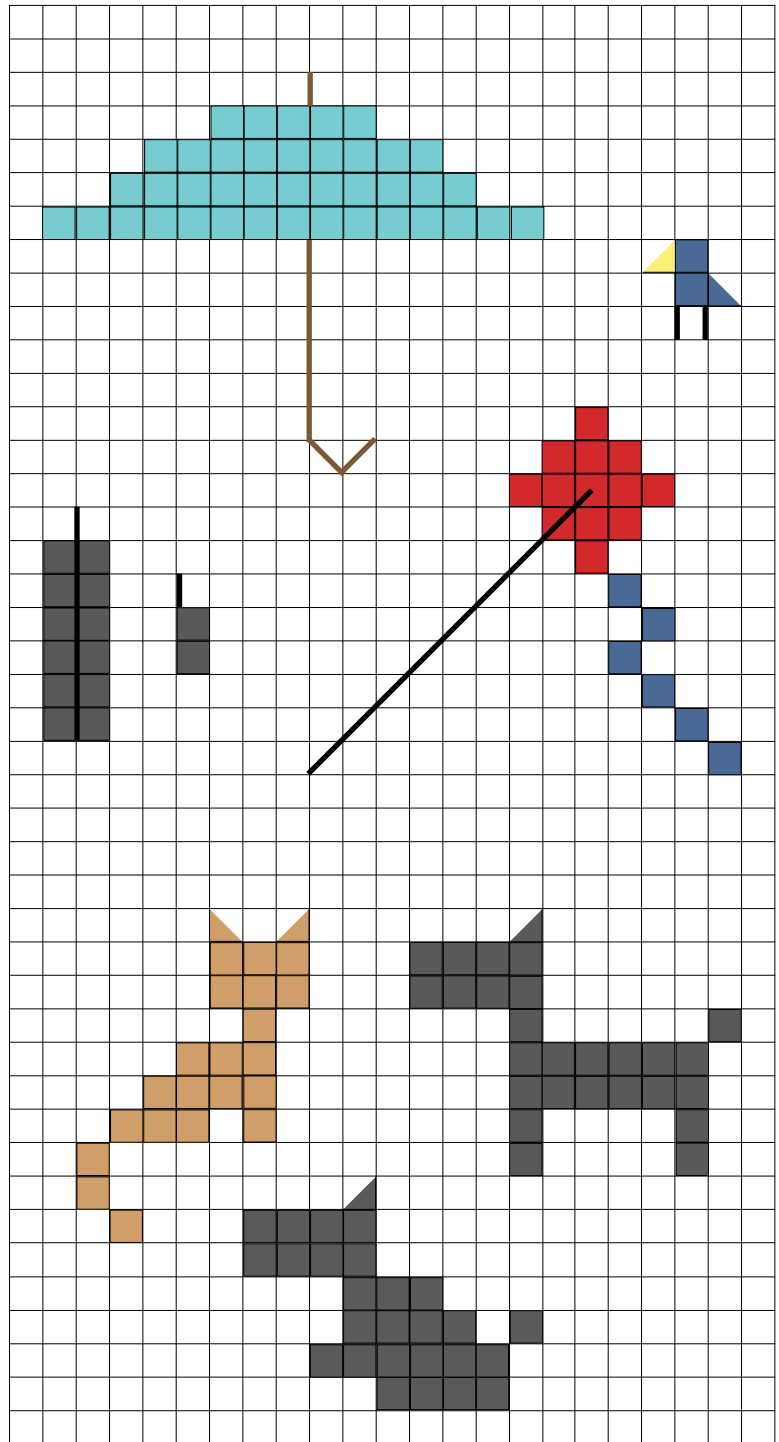
Print on a color printer. Adapt details as desired. Count how many different colors of thread you'll need.



Template: "Generations X": Umbrella, Bird, and Lines

from *Martha Stewart Living* | www.marthastewart.com


Print on a color printer. Adapt details as desired. Count how many different colors of thread you'll need.



Template: "Generations X": Pigtailed Girl in Capri Pants

from *Martha Stewart Living* | www.marthastewart.com


Print on a color printer. Adapt details as desired. Count how many different colors of thread you'll need.



Template: "Generations X": Bearded Man in Pullover Sweater

from *Martha Stewart Living* | www.marthastewart.com


Print on a color printer. Adapt details as desired. Count how many different colors of thread you'll need.



Template: "Generations X": Woman and Man

from *Martha Stewart Living* | www.marthastewart.com


Print on a color printer. Adapt details as desired. Count how many different colors of thread you'll need.



Template: "Generations X": Various Accessories

from *Martha Stewart Living* | www.marthastewart.com


Print on a color printer. Adapt details as desired. Count how many different colors of thread you'll need.



Template: "Generations X": Martha Stewart in Her Apron

from *Martha Stewart Living* | www.marthastewart.com

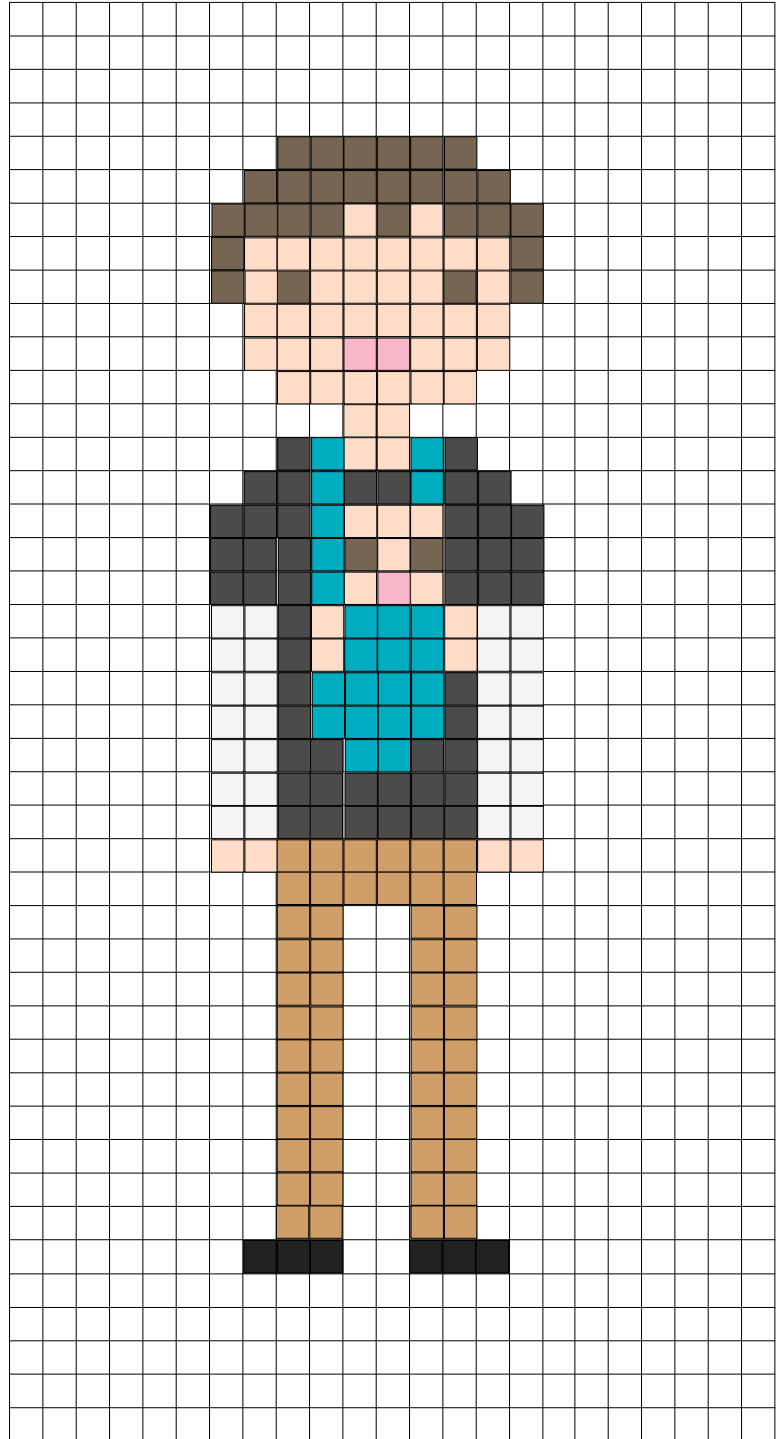
Print on a color printer. Adapt details as desired. Count how many different colors of thread you'll need.



Template: "Generations X": Father With Baby in Carrier

from *Martha Stewart Living* | www.marthastewart.com


Print on a color printer. Adapt details as desired. Count how many different colors of thread you'll need.



Template: "Generations X": Bearded Gentleman in Suit With Elbow Patches

from *Martha Stewart Living* | www.marthastewart.com


Print on a color printer. Adapt details as desired. Count how many different colors of thread you'll need.



Template: "Generations X": Cat with Boy Wearing Western Clothes

from *Martha Stewart Living* | www.marthastewart.com


Print on a color printer. Adapt details as desired. Count how many different colors of thread you'll need.



Template: "Generations X": Boy in Baseball Uniform

from *Martha Stewart Living* | www.marthastewart.com

Print on a color printer. Adapt details as desired. Count how many different colors of thread you'll need.



Template: "Generations X": Small Dog and Short-Haired Woman With Glasses

from *Martha Stewart Living* | www.marthastewart.com

Print on a color printer. Adapt details as desired. Count how many different colors of thread you'll need.

