


Template: Poppy Love: Block-Print Poppies


from *Martha Stewart Living* | www.marthastewart.com

Print templates onto card stock. Cut out shapes. Trace onto foam sheets with adhesive backings, and cut out. Peel off backings, and attach shapes to blocks. Brush with paint, and use to make block prints.



Template: Poppy Love: Block-Print Poppies

from *Martha Stewart Living* | www.marthastewart.com

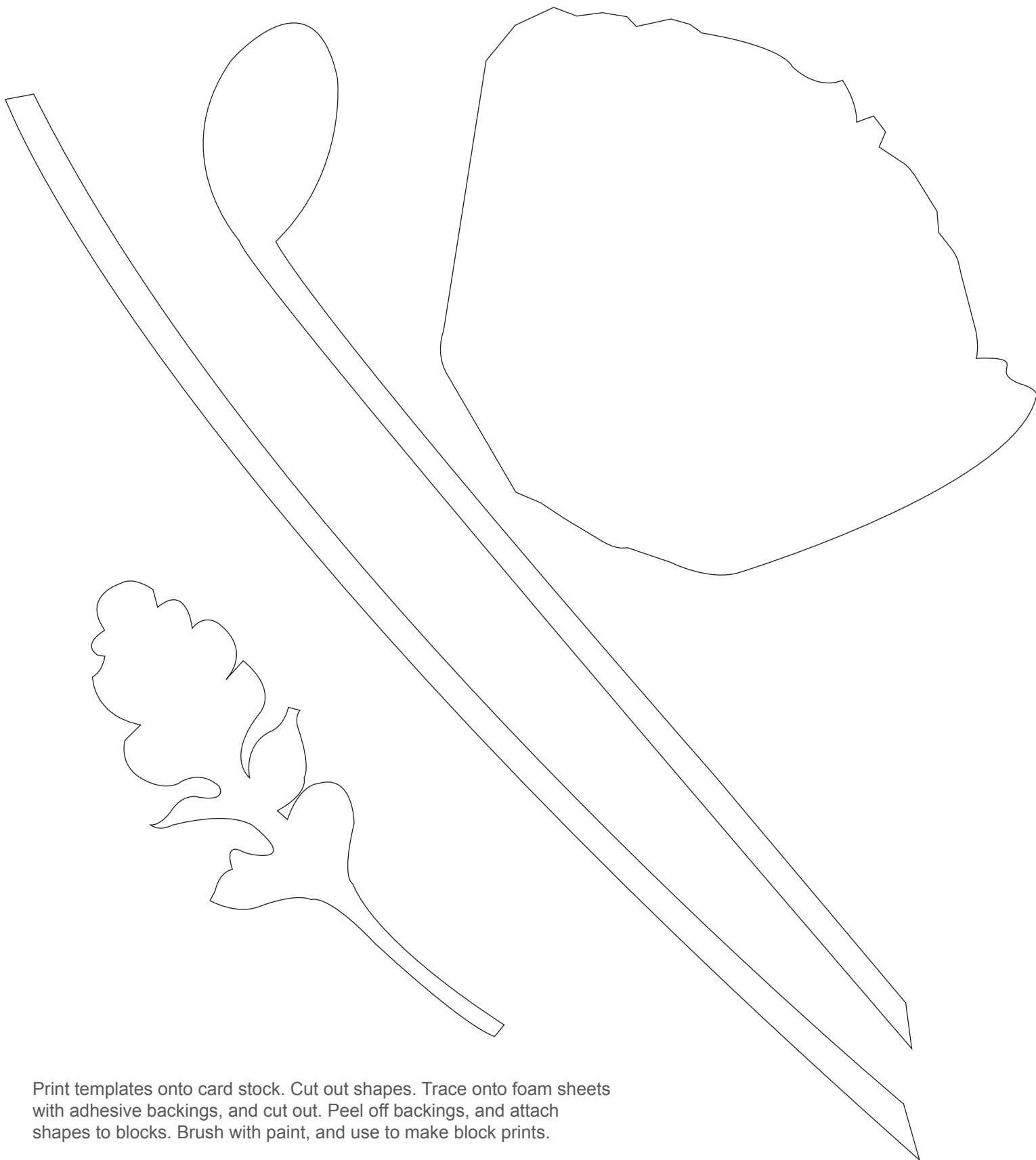


Print templates onto card stock. Cut out shapes. Trace onto foam sheets with adhesive backings, and cut out. Peel off backings, and attach shapes to blocks. Brush with paint, and use to make block prints.



Template: Poppy Love: Block-Print Poppies

from *Martha Stewart Living* | www.marthastewart.com



Print templates onto card stock. Cut out shapes. Trace onto foam sheets with adhesive backings, and cut out. Peel off backings, and attach shapes to blocks. Brush with paint, and use to make block prints.




MARTHASTEWART.COM

© 2011 Martha Stewart Living Omnimedia, Inc. All rights reserved. For personal use only, not for commercial use.

Template: Poppy Love: Block-Print Poppies

from *Martha Stewart Living* | www.marthastewart.com



Print templates onto card stock. Cut out shapes. Trace onto foam sheets with adhesive backings, and cut out. Peel off backings, and attach shapes to blocks. Brush with paint, and use to make block prints.



Template: Poppy Love: Block-Print Poppies

from Martha Stewart Living | www.marthastewart.com

Print templates onto card stock. Cut out shapes. Trace onto foam sheets with adhesive backings, and cut out. Peel off backings, and attach shapes to blocks. Brush with paint, and use to make block prints.

