


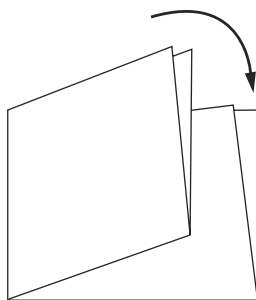
## Vampire count

To make a four-point star:

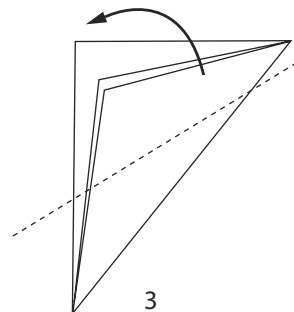
1. Lay a square of gold paper flat. Fold the bottom edge to the top edge.
2. Fold the left edge to the right edge.
3. Fold the bottom-right corner to the top-left corner. (The bottom-left corner will become the center when the paper is unfolded.) With a pair of sharp scissors, cut down diagonally from the left edge of the triangle to just below the midpoint on the bottom edge, as shown. Unfold.



1



2



3

